

For those of you
about to take your driving
licence, who already
hold a driving licence,
or who are going to be an
accompanying driver.

All about driving licences

DRIVING LICENCES

- excitement, responsibility and a lot to think about! This brochure will help you to find your way through the formal requirements for the different driving licence categories. It is aimed at those who are about to take their driving licence, those who will be accompanying drivers and those who wish to know more about the requirements for driving licence holders.



CONTENTS

1 I'm going to take my driving licence..... page 4

Here you can find information that will be of use to you before you start your driving training:

- Requirements for driving licences, tractor licenses and driver's certificates
- Licence issue requirements
- Driving licences with conditions
- Driving licence categories
- Learner's permits
- The curriculum
- The introduction course
- Accompanying drivers

2 I'm taking my driving licence..... page 10

Here you can find information about what you should be thinking about during your training, how the test works and the knowledge that you'll need:

- Training for driving licenses with category AM
- Theory instruction
- Driving lessons
- Risk training
- Driving test
- Theory test
- Practical driving test
- After the test
- Special manoeuvring tests for motorcycles

3 I have a driving licence..... page 24

Here you can find information about renewing your driving licence, the period of validity, the rules that apply when a license is withdrawn and information regarding foreign driving licences:

- Renewing a driving licence
- Withdrawn driving licences
- Foreign driving licences
- International driving licences

Fees..... page 28

Driver testing centres..... page 29

I'M GOING TO TAKE MY DRIVING LICENCE



To become a safe and eco-friendly driver you need the best training available and there are a lot of different things to bear in mind. Seek out information, talk to your private instructor, driving school or other approved training providers (for AM authorisation) and compare how the different training facilities organise their courses!

It's a good idea to combine private and professional driving lessons. The main advantage of private driving lessons is that you can practice as often and as much as you like. However, for driving licences with category AM, driving lessons can only be carried out with an approved driving instructor. Private driving lessons are not permitted.

Requirements for driving licences, tractor licences and driver's certificate

To be allowed to drive a motor vehicle in Sweden you must hold a driving licence or a tractor licence. The driving licence shows the categories of vehicle(s) that you can drive by using the letters: AM, A1, A2, A, B, BE, C1, C1E, C, CE, D1, D1E, D and DE. The driving licence is also an approved identification document.

To be allowed to drive a tractor on a road you must hold a tractor licence, if you do not hold a driving licence. You can drive a tractor if you have an AM licence, from the age of 15. To drive a class II moped, a driver's certificate is required. To drive a heavy ATV, a driving licence is required with authorisation for category B; to drive a light ATV or snow scooter, a driver's certificate is required.

Requirements for obtaining a driving licence

Driving licences may only be issued to those who:

- hold a learner's permit
- are permanent residents of Sweden or have studied here for at least six months
- have reached the age of
 - 15 years old for category AM
 - 16 years old for category A1
 - 18 years old for categories A2, B, BE, C1 and C1E
 - 20 years old and had a driving licence with category A2 for at least

two years, or have turned 24 years old, for category A

- 21 years old for categories C, CE, D1 and D1E
- 24 years old for categories D, DE and A (if you have not had a driving licence with category A2 for at least two years, see above)
- have passed a complete driving test (theory test and practical driving test). For category AM, a theory test must have been passed.

In addition to this, another licence cannot have been issued by another country inside of the EEA, or by Switzerland or Japan. The EEA countries are: Belgium, Bulgaria, Croatia, Cyprus, Denmark, Estonia, Finland, France, Greece, Ireland, Iceland, Italy, Latvia, Liechtenstein, Lithuania, Luxembourg, Malta, the Netherlands, Norway, Poland, Portugal, Romania, Slovakia, Slovenia, Spain, the United Kingdom, the Czech Republic, Germany, Hungary and Austria. Driving licences from these countries can be exchanged to a Swedish licence.

Driving licences with conditions

Transportstyrelsen (the Swedish Transport Agency) decides whether a driving licence should be subject to conditions. One such condition might be that a vehicle used by a person with a disability should have specific equipment.

Another condition might be that someone suffering from a particular medical condition may be required to submit a medical certificate after a certain period of time. A driving licence can also be restricted to vehicles with automatic transmission.

Conditions that constitute a category extension or restriction are indicated in the licence with a numeric code. Example: 01.06 = glasses or contact lenses, 78 = vehicle with an automatic gearbox, 20.06 = adapted hand-operated service brake.

I'm going to take my driving licence

Driving licence authorisations

Age requirements and vehicles you may drive with the different licence categories.

AM 15 YEARS

Moped class I (EU moped)

Category AM **also** gives the licence holder the right to drive

- moped class II
- tractor
- heavy equipment class II (vehicles that are constructed to be driven up to a maximum speed of 30 km/h).

A1 16 YEARS

1 Two-wheeled light motorcycle (max 125 cm³ and 11 kW and a power output/unladen weight ratio that does not exceed 0.1 kW/kg).

2 Three-wheeled motorcycle (max 15 kW) Category A1 **also** gives the licence holder the right to drive

- moped class I and class II
- tractor
- heavy equipment class II
- light ATV and snow scooter (if the licence was issued prior to 1 January 2000).

TRANSITIONARY RULES A1

The restriction of a net power/unladen weight ratio not exceeding 0.1 kW/kg

does not apply if the licence was issued prior to 19 January 2013, provided that authorisation has not been withdrawn (or invalidated for another reason) after this date.

The option to take a driving licence with a restricted A authorisation at the age of 18 (max 25 kW) ceased on 19 January 2013. Licences such as these that have already been issued also apply after 19 January 2013 with the restriction that applied when the licence was issued. A driving licence can have conditions that restrict or extend the right to drive vehicles.

A2 18 YEARS

1 Two-wheeled, medium-sized motorcycle (max 35 kW and a power output/unladen weight ratio not exceeding 0.2 kW/kg) which, if the vehicle's original construction has been modified, must not be derived from a vehicle of more than double its power (70 kW)

2 Three-wheeled motorcycle (max 15 kW) Category A2 **also** gives the licence holder the right to drive

- moped class I and class II
- tractor
- heavy equipment class II.

A 24 YEARS

(20 YEARS WITH 2 YEARS POSSESSION OF A2 (21 YEARS FOR THREE-WHEELED MOTORCYCLES OVER 15 KW))

Two and three-wheeled heavy motorcycles Category A **also** gives the licence holder the right to drive

- moped class I and class II
- tractor
- heavy equipment class II
- light ATV and snow scooter (if the licence was issued prior to 1 January 2000).

TRANSITIONARY RULE A1 AND A

Licences issued prior to 19 January 2013 continue to give the holder the right to drive four-wheeled motorcycles if the authorisation has not been withdrawn (or invalidated for another reason) after this date.

B 18 YEARS

- 1 Private car or light lorry with a maximum authorized mass of no more than 3.5 tonnes and
 - a light trailer weighing no more than 750 kg (maximum authorized mass)
 - a trailer weighing in excess of 750 kg (maximum authorized mass), provided that the combined maximum authorized mass of the car and trailer does not exceed 3.5 tonnes.
2. Off-road vehicles
3. Heavy equipment class I (vehicles that are constructed for a higher

- maximum speed than 30 km/h)
4. Three-wheeled motorcycle
 5. Four-wheeled motorcycle Category B **also** gives the licence holder the right to drive
 - moped class I and class II
 - tractor
 - heavy equipment class II
 - light ATV and snow scooter (if the licence was issued prior to 1 January 2000).

TRANSITIONARY RULE B

Category B authorisation granted prior to 1 July 1996 gives the licence holder the right to drive a private car with a maximum authorized mass of over 3.5 tonnes, if the authorisation has not been withdrawn (or invalidated for another reason) after this date.

EXTENDED B (CODE 96) 18 YEARS

Vehicle combinations where the authorized combined weight of the car and the trailer exceeds 3.5 tonnes but not 4.25 tonnes.

BE 18 YEARS

Private car or light lorry with a maximum authorized combined mass not exceeding 3.5 tonnes and one or more trailers coupled to such a vehicle, if the total combined weight of the trailer(s) does not exceed 3.5 tonnes.

TRANSITIONARY RULE BE

Licences issued prior to 19 January 2013

continue to give the holder the right to couple trailers without a restriction in the maximum authorized mass, if the authorisation has not been withdrawn (or invalidated for another reason) after this date.

C1 18 YEARS

Heavy lorry with a maximum authorized mass not exceeding 7.5 tonnes and private car with a maximum authorized mass of over 3.5 tonnes but not exceeding 7.5 tonnes. A trailer with a maximum authorized mass of no more than 750 kg may be coupled to the above vehicle.

C1E 18 YEARS

Car encompassed by authorisation C1 or B and one or more trailers which are coupled to such a vehicle, if the total combined weight of the car and the trailer(s) does not exceed 12 tonnes.

C 21 YEARS*

Heavy lorry and private car with a maximum authorized mass in excess of 3.5 tonnes. A trailer with a maximum authorized mass of no more than 750 kg may be coupled to the above vehicle.

CE 21 YEARS*

Car encompassed by authorisation C and one or more trailers, regardless of weight, coupled to such a car.

D1 21 YEARS*

Bus that has been constructed and manufactured for no more than 16 passen-

gers in addition to the driver and which does not exceed 8 metres in length. A trailer with a maximum authorized mass of no more than 750 kg may be coupled to the above vehicle.

D1E 21 YEARS*

Bus encompassed by authorisation D1 and one or more trailers, regardless of weight, coupled to such a bus.

D 24 YEARS*

Bus, regardless of length and the number of seats. A trailer with a maximum authorized mass of no more than 750 kg may be coupled to the above vehicle.

DE 24 YEARS*

Bus encompassed by authorisation D and one or more trailers, regardless of weight, coupled to such a bus.

* Lower age requirements apply for persons who have acquired basic competence through the completion of basic training as that referred to in the Act on Professional Driving Competence (CPC) (2007:1157).

In the registration and roadworthiness certificates for private cars and light lorries, the highest maximum authorized mass that a trailer may have in order to be pulled with category B authorisation is stated. Example: SLÄPV(B) 1320.

Bear in mind that the weight ratios may be such that you may need to have a

I'm going to take my driving licence

licence with E authorisation if you change your car or trailer.

THE TRAILER CALCULATOR CAN HELP

The trailer calculator is a service that can help you to quickly determine if you are permitted to tow a specified trailer.

In addition, you can find out which licence categories are required and how much weight the trailer may carry. You can also get information about the vehicle and trailer combination's maximum permitted speed. The calculator is available at www.transportstyrelsen.se/slap

Learner's permits

Before you start taking driving lessons, you need a learner's permit. This applies regardless of the driving licence category you are applying for. Will you be taking private lessons? In that case you are also required to have an approved accompanying driver, and for category B you must also attend an introduction course. Private instruction is not permitted for driving licence category AM.

If you already have a valid driving licence with category B authorisation,

you do not need to apply for a learner's permit in order to be allowed to take the practical driving test for the extended B authorisation. Neither do you need to complete the introduction course in order to be allowed to take private lessons if you have category B authorisation.

If you do not hold a driving licence with category B authorisation, then you must have a valid learner's permit when you take the extended B category test. You must also have completed the introduction course.

Applications for learner's permits should be made to Transportstyrelsen. Your application should include a health declaration and an eye test certificate. If you are applying for a higher category authorisation then a medical certificate is required. Transportstyrelsen will grant a learner's permit if it considers you to be a suitable driver, with respect to your personal circumstances and state of health.

Transportstyrelsen charges a fee for processing applications for learner's permits. You can read more about fees on page 28.

You can apply for a learner's permit direct over the Internet or order an application form from www.korkortsportalen.se.

You can also contact Transportstyrelsen's customer services for driving licences, by calling 0771-81 81 81.

When you have a valid learner's permit you may commence your driving instruction and take the driving test (theory test and practical test). For licence category AM you will need to take a theory test at one of the driver test centres belonging to Trafikverket (the Swedish Transport Administration). A learner's permit is valid for five years. This period cannot be extended. If you have not passed a theory test and a practical test within that time you must apply for a new learner's permit. Your approved accompanying driver does not need to reapply for approval, provided that their approval is still valid. Their approval is carried forward to your new learner's permit. Certain offences and other circumstances in contravention of driving licence regulations can cause a learner's permit to be revoked.

The curriculum

The curriculum lays out the core content and goals of driving instruction. Both the theory test and the practical test are carried out and assessed according to the curriculum. The curriculum can be found at www.korkortsportalen.se.

The introduction course

If you are planning to take private lessons for category B, you and your accompanying driver will need to attend an introduction course.

Your accompanying driver will need to attend an introduction course before he or she can be approved as an accompanying driver. You must also have taken the introduction course.

The introduction course consists of three sections:

- the goals and content of driving instruction and regulations for driving lessons
- how you plan and structure driving lessons
- important factors for traffic safety and the environment

A list of approved organisers for the introduction course can be found at www.korkortsportalen.se or by contacting Transportstyrelsen's customer services for driving licences, telephone 0771-81 81 81.

Accompanying drivers

An approved accompanying driver is required for private driving lessons. The accompanying driver is responsible for the vehicle during lessons and is considered the driver. The person intending to be your accompanying driver must submit an application to Transportstyrelsen. A processing fee will be charged. Being approved as an accompanying driver only applies to one specific student.

An accompanying driver can have a maximum of 15 approvals at any one time. An approval is valid for five years and may be valid for several licence categories for the same student, as long as they have been applied for at the same time. If several different categories are applied for at different times in respect of the same student, this could lead to several different approvals in respect of the same student. As accompanying driver or student, you cannot request

that an accompanying driver approval granted 1 February 2012 or later should cease to apply. However, it is still possible to request that a decision made before 1 February 2012 should cease to apply. Such a request should be made in writing and submitted to Transportstyrelsen.

You can apply for an application form for accompanying drivers direct over the Internet or order an application form from www.korkortsportalen.se.

You can also contact Transportstyrelsen's customer services for driving licences, by calling 0771-81 81 81.

The person intending to be your accompanying driver should

- have reached the age of 24 years
- hold a driving licence with the relevant category and should have held it for a total of at least five out of the last ten years, (however, if the licence has withdrawn within the last three years, the application may be rejected)
- be accustomed with the vehicle in question and drive it competently
- have taken the introduction course (for category B).

2 I'M TAKING MY DRIVING LICENCE



Training for driving licence AM

Training for driving licence AM (Moped class I) should amount to at least twelve hours. Instruction should include both theoretical and practical elements, such as driving in traffic. A student learning to ride a moped class I must have reached the age of 14 years and 9 months and hold a valid learner's permit. Lessons are to be supervised by an authorised instructor. Private driving lessons are not permitted.

The lessons must be conducted by an approved driving instructor and consist of at least eight hours of theory and four hours of driving practice.

Theory education

Theory and practice are both important elements of driving instruction. What you learn in your theory lessons will give you a solid foundation for driving with sound judgment and coping in traffic. The information from your theory lessons combined with the experience from your practical lessons

is vital for negotiating the situations and dilemmas you will face on the road. Alternating theory and practice in your education will give you the best chances of obtaining a good result.

Study materials

If you choose to train with a driving school you will be provided with study materials. You can also obtain literature by

- ordering it from one of the driving school's branch organisations - Sveriges trafikskolors riksförbund (the Swedish National Association of Driving Schools) and Trafikutbildarnas riksorganisation (the National Traffic Training Organisation), which distribute study materials
- contacting a local driving school
- borrowing study material from a library
- purchasing study material from a bookshop.

Bear in mind that literature can very quickly become outdated. Double check this with a driving school or with the publishers.

Driving lessons

You need to practise and encounter a wide variety of situations on the road to be able to cope in traffic. You do that through having driving lessons. There are many things requiring practice – everything from starting, stopping and changing gear to planning and executing a left turn on a main road in rush hour traffic.

If you are taking private lessons you will need an approved accompanying driver. If you are learning to drive a car, both you and your accompanying driver must complete the three-hour introduction course before lessons can begin. Read more about the introduction course on page 8.

In order to take lessons you must

- have reached the age of 16 years if you will only be driving a car
- have reached the age of 17 years and 6 months if you will be driving a light lorry
- have reached the age of 17 years and 6 months if you will be driving with a light trailer in tow
- hold a valid learner's permit
- lessons leading to a moped licence may only be given by an authorised instructor and you must have reached the age of 14 years and 9 months.

When taking private lessons your approved accompanying driver must carry his or her approval certificate for inspection purposes. The green and white sign ÖVNINGSKÖR (learning to drive) must be clearly visible from the rear.



I'm taking my driving licence

Risk education

The driving test for passenger cars (category B) and motorcycles (category A1, A2 and A) requires the completion of a risk training course.

Risk education for car drivers cannot be applied for motorcycle users since the training for a motorcycle is geared specifically to that vehicle. Likewise, risk training for motorcycle users cannot be applied to car drivers.

The purpose of this education is to provide a greater insight into risks, the kinds of behaviour in traffic that can lead to high risk situations and also to describe how these situations can be avoided.

This compulsory education consists of two parts.

- Part 1 concerns alcohol, other drugs, fatigue and high risk behaviour in general.
- Part 2 concerns speed, safety and driving in special conditions.

When you complete the second part of the risk education you should be close to taking your driver test. The reason for this is that great demands are made of your driving experience, judgment, assessment and perception of various traffic situations.

Risk education is valid for five years, but the period of validity expires the day the licence is issued.

When you take your theory test and your practical test, both parts of the risk education must have been completed and still valid. If you have previously held a driving licence but had it withdrawn, you must complete the risk education again before you can take your driver test.

You can do your education with any instructor approved by Transportstyrelsen (the Swedish Transport Agency). Driving schools schedule risk education for their students. If you are not with a driving school, you must contact an approved instructor yourself.

A link to approved instructors offering risk education can be found at www.korkortsportalen.se.

You can also contact Transportstyrelsen's customer services for driving licences, by calling 0771-81 81 81.

The driving test

Before you can take your driver test you must satisfy the other driving licence requirements. The driver test consists of a theory test and a practical test. For category AM, the driver test consists of theory alone. For the extended B category (B96), there is only a practical test (if you already hold a category B licence). You can take your driver test at one of Trafikverket's driver testing centres or remote test sites.

Identification

At both the theory test and the practical test you must be able to verify your identity with an identity document recognised by Trafikverket. In order to fully confirm your identity,

the photo on the identity document must be a good likeness. Approved identity documents are SIS-marked company cards, identity cards or service cards, a Swedish national identity card, an identity card issued by Skatteverket (the Swedish Tax Agency), a Swedish driving licence, a Swedish EU passport, other EU passports issued from 1 September 2006 and passports issued by Iceland, Liechtenstein, Norway or Switzerland (from 1 September 2006). If you do not have one of these valid identity documents you can apply to Trafikverket for an exemption to be made. In this case, your identity must be confirmed by a parent, guardian, wife, husband, registered partner or child aged 18 or above. The person confirming your identity must also have their own valid identity documents. Please note that the application for exemption must be made and granted before you come for your driving test.

Photography

When you take your theory test, your photograph will be taken. The photograph, together with your signature, will be saved for when your driving licence is made. If you are to take your practical test but were not photographed at your theory test, you must visit one of Trafikverket's driver testing centres before the test, in order to be photographed. This applies even if you are to take a practical test for the extended B category (B96). Read more about photography at www.korkortsportalen.se.

Booking the test

You can book tests online using www.korkortsportalen.se.

or by contacting Trafikverket's customer services for driving licences on 0771-17 18 19. Together with your booking confirmation you will receive information on how payment is handled. Please read this information carefully.



I'm taking my driving licence

The unified driving test for category B

The driving test for category B is a unified test. This means:

- the driving test is looked upon as a single test consisting of two parts: a theory test and a practical test.
- both parts of the test are booked at the same time.
- the theory test and the practical test are taken on the same day or on days close together.
- both parts of the risk training must be completed and valid when you take the theory test and the practical test.
- you always begin with the theory test
- you then take the practical test, even if you did not pass the theory test.
- a pass in the theory test or the practical test is valid for two months.
- both the theory test and the practical test must be passed within these two months.

- otherwise the fees need to be paid again and both tests need to be retaken.

If you fail the theory test or the practical test, you will be offered to retake it for a new fee before the two-month period expires. This is provided that you have taken both tests within a two-week period and that the retake is booked no later than three days after the practical test. Retakes can only be booked after both the theory test and the practical test have been taken.

The theory test

This test is taken using a computer. At www.korkortsportalen.se you can watch a film about the test.

The test for categories AM, A, A1, A2 and B has 65 questions (plus five test questions) and you have 50 minutes in which to answer them. The pass mark is 52. The questions in the theory test are divided into five areas: vehicle knowledge/handling, the environment, traffic safety, traffic regulations and personal circumstances. You will be told if you have passed directly after the test.

Audio version of the test

There is an audio version of the theory test, in Swedish. This alternative can be chosen at the time of the test, and you do not need to apply for the audio version provided you finish the test within the time allocated.

Adapted theory test

If you have reading difficulties, you may apply for an extended time limit, an oral test or a test with an interpreter. The test for category B has been translated into twelve languages. If you are unable to read any of these languages and you do not speak and understand Swedish, you may take the test for categories AM, A1, A2, A, B and BE with an interpreter.

If you have significant reading difficulties or a serious hearing impediment, you may take an oral test for any of the licence categories, with or without a sign language interpreter. For more minor reading difficulties, there is the possibility of an extended time limit. You will need to submit an application form including an attestation from a certifier describing why you require an

adapted test. The extension must be granted before you book your adapted test.

The application form and more information can be found at www.korkortsportalen.se.

You can also contact your driving school or Trafikverket's customer services for driving licences, by calling 0771-17 18 19.

The practical test

In your practical test you have to demonstrate that you can handle your vehicle in traffic and that you can drive safely, with sound judgement and in an eco-friendly manner. The practical test examines whether you possess the necessary skills for driving in traffic.

Where the practical test involves a car or motorcycle, the vehicle must fulfil certain requirements (see below).

This is what is assessed in the practical test

To pass the practical test you must be able to demonstrate the ability to drive

safely and to think ahead. You should comply with the relevant traffic regulations, drive confidently and at the correct speed and show consideration for the weather and road conditions, as well as for other traffic and road-users, especially those who are more vulnerable. You should also be able to demonstrate, as a matter of routine, the ability to manoeuvre and drive your vehicle in a safe and eco-friendly manner. You should also be able to deal with risk situations, should they arise and be able to predict and anticipate the actions of other road-users.

The examiner makes an overall judgment of your driving. This means that if you make a slight mistake that has little impact on traffic safety, this will not necessarily affect your result. During the driving test you must demonstrate that you can handle yourself in traffic and that you solve any problems that arise independently.



I'm taking my driving licence



The practical test is based on a curriculum especially designed for the licence category for which you have applied. The curriculum lays out the core content and goals of driving education. It explains what the driving lessons should lead to and describes what you should be able to master by the end of your education. When you take your practical test, you're driving will be assessed according to the curriculum. The curriculum can be found at www.korkortsportalen.se.

The examiner bases his overall judgment of your driving on four important areas of competence:

1. Vehicle knowledge and handling

You should be able to conduct a safety check of the vehicle and understand the risks that are connected with a vehicle that does not function as it should. You should be able to coordinate your actions so that you can steer, change gear, accelerate and brake as a matter of routine.

2. Eco-friendly and economical driving

Your style of driving affects fuel consumption and also, to a large extent, the environment and the people around you. If you develop an economical driving style, you will help reduce the emission of harmful substances. You should be able to demonstrate that you can drive in a manner that minimises fuel consumption.

3. Traffic regulations

There are many traffic regulations which greatly influence how well traffic functions. If they are not followed correctly, safety and the flow of traffic can suffer significantly. You should be able to demonstrate knowledge of the regulations and how to apply them.

4. Traffic safety and behaviour

As the driver of a vehicle, you have to plan your driving several stages in advance. In order to do this, you must know how to use your awareness. You should know how, when and where to look in different situations and understand why you are doing this so that you can adapt your driving accordingly.

You should also understand the risks that can arise and drive with sufficient safety margins, as well as being able to interact well with other road-users.

Car

Category B

The practical test for category B must be taken in a Swedish registered car with a maximum authorized mass not exceeding 3.5 tonnes or in a light lorry. The vehicle's unladen weight may not be less than 1 tonne.

The car must be able to reach a speed of at least 100 km/h and it must be equipped with

- duplicate controls for the service brake
- an additional rear-view mirror for the front seat passenger
- head restraints in the front seats
- approved three-point seatbelts in the front seats



I'm taking my driving licence

The car must have a clutch pedal and manual transmission, unless the test is for a licence restricted to a vehicle with automatic transmission. Automatic transmission refers to a car that has no clutch pedal and which changes gear automatically.

If a driving school has scheduled the test, one of their vehicles is normally used. Otherwise you can take the test in one of Trafikverket's cars, at cost price. In order to use your own car, it must be equipped with duplicate controls and have been subjected to a partial registration inspection.

Extended B

The practical test for the extended B category is to be conducted in a car or light lorry with an unladen weight of not less than 1 tonne and a maximum authorized mass of no more than 3.5 tonnes, together with a trailer with a maximum authorized mass of at least 750 kg. The trailer shall be loaded to at least half the maximum load with a general cargo of goods in boxes that can be tied down. The cargo compartment shall take the form of an enclosed box construction that is at least as high and wide as the tow vehicle. It may, however, be somewhat narrower than the tow vehicle, provided that the view

to the rear is only possible when the tow vehicle's side mirrors are used. The total combined weight of the vehicle and trailer shall exceed 3.5 tonnes, but not 4.25 tonnes. The vehicle shall have approved three-point seatbelts in the front seats and the cargo may not contain hazardous goods or animals. You personally need to provide this vehicle combination. The test may be taken in a vehicle with automatic gears, even if you have a driving licence with category B that is not limited to vehicles with automatic gears.

If you do not hold a category B driving licence, you must take the practical test in a car that is equipped with duplicate controls for the service brake and an additional rear-view mirror for the front seat passenger.

"At www.korkortsportalen.se you can watch a film about the category B test. There you can also find the brochure "Presentation av körprov B" (Presentation of the category B practical driving test) which, in Swedish, describes the contents of the test and how it is organised."

Motorcycle

A motorcycle must fulfil the following requirements for the different categories

Category A1

The motorcycle must be capable of being driven at a speed of at least 90 km/h. It should have

- a cylinder volume of at least 120 cm³ and no more than 125 cm³
- a power output not exceeding 11 kW
- a power output/unladen weight ratio not exceeding 0.1 kW/kg. If the motorcycle is powered by an electric motor, the power output/unladen weight ratio shall be at least 0.08 kW/kg and at most 0.1 kW/kg.

Category A2

The motorcycle must be capable of being driven at a speed of at least 100 km/h. It should have

- a cylinder volume of at least 395 cm³
- a power output of at least 20 kW, and not exceeding 35 kW
- a power output/unladen weight ratio not exceeding 0.2 kW/kg. If the motorcycle is powered by an electric

motor, the power output/unladen weight ratio shall be at least 0.15 kW/kg and at most 0.2 kW/kg.

If the test vehicle's original construction has been modified, the vehicle must not be derived from a vehicle with a power above 70 kW.

Category A

The motorcycle must be capable of being driven at a speed of at least 100 km/h. It should have

- a cylinder volume of at least 595 cm³
- an unladen weight that is greater than 175 kg,
- a power output of at least 40 kW. If the motorcycle is powered by an electric motor, the power output/unladen weight ratio shall be at least 0.25 kW/kg.

Before the test you must verify your identity with an approved and valid identity document, see page 12. If you are taking a test for category A1, A2 or A, you must also produce the motorcycle's latest registration certificate. The test commences with your performing a safety check. For categories A1, A2 and A, you must then

perform a special manoeuvring test, see page 21.

If you are taking a test on a motorcycle, you must wear protective clothing and back protection designed for motorcyclists. If your helmet is not full face, you must also wear goggles. Boots and gloves must be made of robust materials. The equipment must be undamaged.

After the test

The examiner will inform you directly after your test if you have passed or failed and send the result to Transportstyrelsen.

If you have previously passed a valid theory test, the examiner will inform you that you now have your driving licence. Your driving licence will be sent to you within five working days and you will have to collect it in person.

You will need an approved and valid identity (ID) document to be able to do this. Until you have received your driving licence, you must have with you when you are driving a document that verifies your identity, for example a passport or ID card.



I'm taking my driving licence

Driving licence on probation for two years

All new driving licence holders in Sweden have a two year probationary period. If you are guilty of an offence that results in your driving licence being withdrawn during the two year probationary period, you will have to take a new driving test (both theory test and driving test) in order to obtain a new driving licence. This is irrespective of the length of the driving ban (withdrawal period). For categories A1, A2, A and B, you must also undergo risk training again before you may take the driving test. These requirements apply, regardless of how short the disqualification period (withdrawal period) is. Those who acquire a new driving licence after having their previous licence withdrawn are also subject to a two year probationary period. The probationary period does not apply to driving licences for category AM (moped).

You can read more about withdrawn driving licences on page 25.

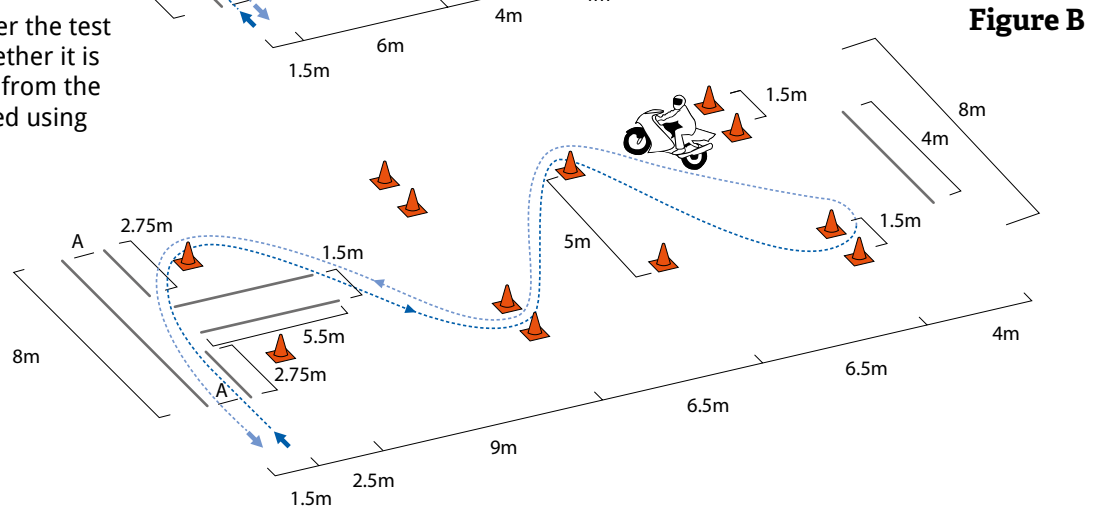
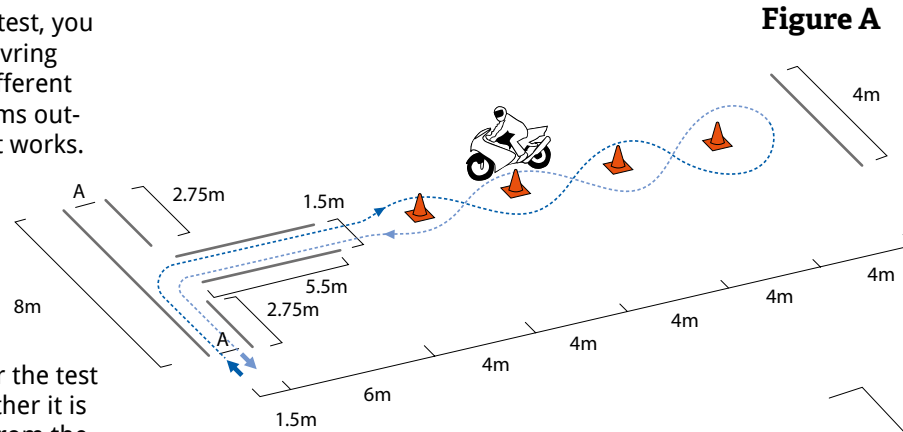


Special manoeuvring tests for motorcycles

When taking your motorcycle test, you must also complete a manoeuvring test which consists of three different sections. The following diagrams outline how the manoeuvring test works.

Low speed section

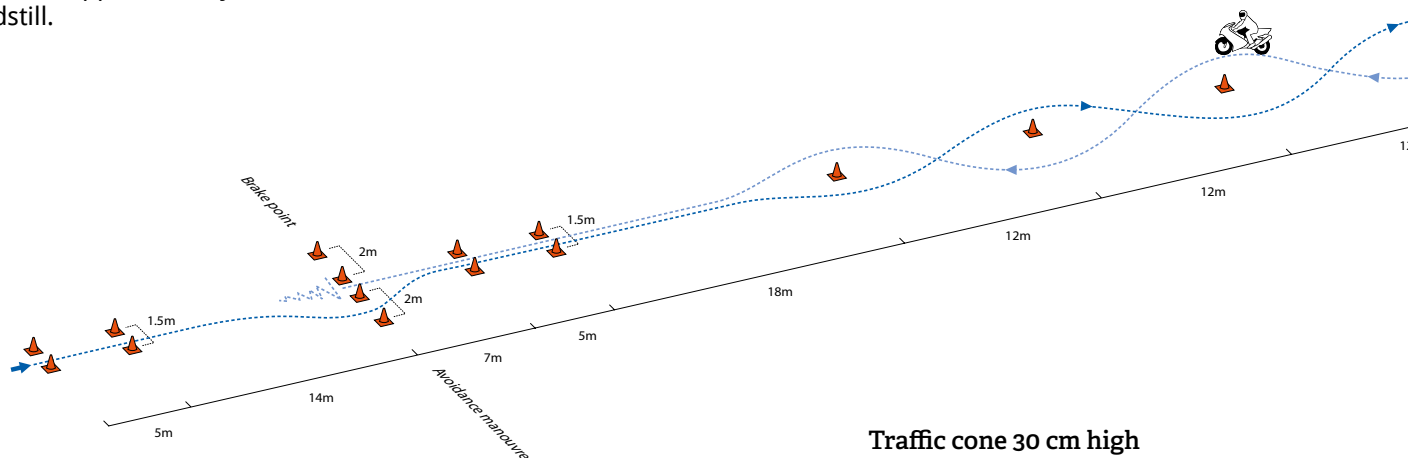
The examiner decides whether the test follows Figure A or B and whether it is to be started from the left or from the right. Speed must be regulated using the clutch (crawling speed).



I'm taking my driving licence


High speed section

The test includes an avoidance manoeuvre at a speed of at least 50 km/h and a slalom run. This section ends with an efficient and controlled braking, using both the front and rear wheels, from approximately 50 km/h to standstill.



Braking

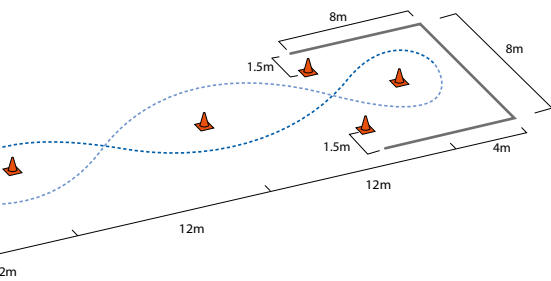
The manoeuvring test ends with an efficient and controlled braking, from speeds of 70 km/h and 90 km/h to standstill, braking with both the front and rear wheels.



Traffic cone 30 cm high

The examiner decides if the avoidance manoeuvre is to be performed to the left or to the right. The slalom run may commence either to the right of the first cone, returning on the left-hand side (from the rider's perspective), or vice versa.

I'm taking my driving licence



3 I HAVE A DRIVING LICENCE

Renewing a driving licence

Periodic renewal

Driving licences with categories AM, A1, A2, A, B and BE are to be renewed no later than ten years after they are issued. Transportstyrelsen sends out a "driving licence renewal document" in good time before the expiry of the ten years. The document will be sent to the home address in Sweden registered in the road traffic register. Driving licences for higher authorisation categories (C1, C1E, C, CE, D1, D1E, D and DE) are valid for 5 years. Read more under "Extension of validities for higher categories".

If you have still not received a renewal document about a month before the ten year licence is due to expire (as stated on the licence), you should personally apply for renewal. You can do this by calling Transportstyrelsen's customer services for driving licences on 0771-81 81 81.

If you change your name or personal identity number, Transportstyrelsen will automatically send you a renewal document.

Extension of validities for higher categories

In order to retain the "higher categories" (C1, C1E, C, CE, D1, D1E, D and DE), you must apply to Transportstyrelsen for an extension, before the expiry date. You must demonstrate that you satisfy the relevant medical requirements. In some cases you have to supplement your application for renewal with a health declaration and proof of good eyesight, and in other cases, a doctor's certificate may be necessary.

Transportstyrelsen will send the necessary documents when it is time to apply, together with information regarding the latest date by when you must apply, and what you must attach to your application (health declaration, proof of good eyesight or doctor's certificate). You can apply no earlier than one year before the category(ies) expire(s).

The driving licence photo

When renewing your licence you can choose to have your photo taken at one of Trafikverket's driver test centres

or you can send in a photo attached to your application form (driving licence renewal document).

Renewal for other reasons

If you lose your driving licence or it is destroyed or damaged to the extent that it cannot be used, you must apply to have your licence renewed. (See 'Periodic renewal' above). The same applies for tractor licences. You can also apply for a renewed licence at www.korkortsportalen.se.

If a driving licence or tractor licence that has been reported lost is subsequently found, it must be sent immediately to Transportstyrelsen.

Withdrawn driving licences

A driving licence may be withdrawn

Transportstyrelsen may withdraw a driving licence for the following reasons:

1. drunken driving, serious drunken driving or dangerous or reckless driving

2. leaving the scene of an accident
3. repeated traffic violations, at least three within a two-year period
4. violation of a major traffic regulation such as speeding, running a red light, overtaking at a pedestrian crossing, driving without a licence or dangerous or reckless driving
5. alcohol-related unreliability
6. criminal offences in general
7. illness
8. failure to submit to injunctions concerning doctor's certificates or driving tests
9. driving licence issued on false grounds.

A driving licence can be withdrawn until further notice if it is likely that the final decision made by Transportstyrelsen will result in the licence being withdrawn. If a licence is withdrawn due to points 1 to 6 above, then the disqualification period is no less than one month and no more than three years. In serious cases of drink driving or careless driving, the disqualification period is no less than one year. There is also a disqualification period when a learner's permit is withheld. A driving

test may not be taken during that time.

New licence after disqualification

A learner's permit is generally required for a new licence both when a licence has been withdrawn until further notice and following a final decision regarding withdrawal. There is an exception when withdrawal is due to points 2 to 4 (see above), if the disqualification period is no longer than one year. A learner's permits can be applied for when six months of the disqualification period remain, but the application will not be processed until two months remain, at the earliest.

If the disqualification period is longer than one year, a passed driver test (both the theory test and the practical test) is required before a new driving licence can be issued.

The same applies to shorter disqualification periods if the licence has been withdrawn due to an incident within the two-year probation period. There are also other cases where a new driver test is required. A withdrawn licence can never become valid again, even if the licence itself still exists.



I have a driving licence

Those taking a new driving test after disqualification must have a completed and valid risk training.

Those who are guilty of or alleged to be guilty of alcohol-related offences may apply for a condition to be applied to their licence whereby an alcoholock' (Ignition Interlock Device) is installed in their vehicle, instead of their licence being withdrawn.

In special circumstances, a licence holder may receive a warning endorsement instead of disqualification. The endorsement must stay in the road traffic register for five years and may lead to a harsher judgment at a new review of the driver's licence status.

Transportstyrelsen can provide you with more information about withdrawn licences.

Foreign driving licences

Some licences issued in other countries are also valid in Sweden.

Driving licences issued in EEA* countries

A driving licence issued in another EEA country is equally valid in Sweden as in the country of issue, irrespective of how long the holder has lived in Sweden.

The licence is valid even if you are registered as resident in Sweden. You may also be an accompanying driver for private driving lessons, if you satisfy the requirements for this.

Exchanging driving licences from EEA countries

A driving licence issued in another EEA country may be exchanged for a Swedish driving licence, provided that the licence is valid in Sweden and that you have your normal residence in Sweden.

Driving licences from countries outside of the EEA*

In order for a driving licence issued in a country outside of the EEA to be valid in Sweden, it must be valid in the country where it was issued, and not have been exchanged for a Swedish licence. The licence is not valid if you have been registered as resident in Sweden for over a year.

Exchanging driving licenses from countries outside of the EEA

A driving licence from a country outside of the EEA may not be exchanged for a Swedish driving licence.

Exchanging driving licences from Switzerland or Japan

A driving licence from Switzerland or Japan may be exchanged for a Swedish licence. To make an exchange, you must satisfy the personal and medical requirements for driving licences and have your normal residence** in Sweden. You must also apply for exchange within one year from the time when you became registered as a resident in Sweden. If you need to continue driving a car without interruption, it is important that your application to exchange arrives with Transportstyrelsen within one year of your registration as a resident in Sweden as your foreign driving licence is no longer valid here after this time.

*The EEA countries are: Belgium, Bulgaria, Croatia, Cyprus, Denmark, Estonia, Finland, France, Greece, Ireland, Iceland, Italy, Latvia, Liechtenstein, Lithuania, Luxembourg, Malta,

the Netherlands, Norway, Poland, Portugal, Romania, Slovakia, Slovenia, Spain, the United Kingdom, the Czech Republic, Germany, Hungary and Austria.

** Normal residence

For your residence in a given country to be considered normal, you must be living in that country for at least 185 days of each calendar year:

1. as a result of a personal and professional connection

or

2. as a result of a personal connection (close link with the person and the place where you live).

Exchanging foreign driving licences

You can order an application form for the exchange of foreign driving licences at www.korkortsportalen.se or by contacting Transportstyrelsen's customer services for driving licences at 0771-81 81 81.

Transportstyrelsen may in special cases allow exceptions from regulations concerning foreign driving licences, if this can be done without jeopardising traffic safety.

International driving licences

Holders of a valid Swedish driving licence may be issued with an international driving licence. These are issued by

- Försvarets Motorklubb
- The Royal Swedish Automobile Club (KAK)
- The Swedish Abstaining Motorists' Association (MHF).
- Motormännens Riksförbund (M)
- OK Förlaget AB
- The Swedish Motorcyclists Association (SMC)
- Caravan Club of Sweden.

An international driving licence is recommended for those who will be driving in countries outside of the EEA.



FEES

Fees

The following fees are to be paid by those applying for learner's permits or to take a driving test:

Learner's permit SEK 220.

Learner's permit after disqualification SEK 1,670.

Theory test/retake, safety check and vehicle safety questions

- ordinary rate SEK 325
- evening and weekend rate SEK 400.

Driving test for categories B, B96, C1, C, D1, D, taxi driver certification and for admission to training as a driving or motorcycle instructor

- ordinary rate SEK 800
- evening and weekend rate SEK 1,040.

Driving test for categories B+B96, BE, C1E, CE, D1E, DE

- ordinary rate SEK 1,650
- evening and weekend rate SEK 2,145.

Production of driving licence
SEK 150.

Photograph taken at Trafikverket's driver test centres SEK 80.

The car you use for your driving test must be equipped with dual controls (with pedals on the passenger side as well). Trafikverket can provide the necessary vehicle for a fee of SEK 400.

The normal rate applies for tests conducted on weekdays between 07.30 and 18.00. The evening and weekend rate applies at all other times.

Example: The fees for a driving licence with category B authorisation are therefore SEK 220 + 325 + 800 + 150 + 80 = SEK 1,575. (Plus the charges for the driver training itself.)

Read more about fees at www.korkortsportalen.se

Provisions for driving licence and driving test fees can be found in the ordinance (2010:1578) on test fees for driving licenses and professional driving, and in Transportstyrelsen's regulations (TSFS 2013:72) on fees in road traffic.



Trafikverket's driver test centres

At Trafikverket's driver test centres you can take your theory test and practical test for driving licences, taxi driver certification and the theory tests for tractor licences, traffic permits and professional competence certificates.

Trafikverket has driver test centres in the following locations:

Borås
Eskilstuna
Falun
Gävle
Göteborg
Halmstad
Helsingborg
Jönköping
Kalmar
Karlskrona
Karlstad
Kristianstad
Linköping
Luleå

Malmö
Skellefteå
Skövde
Stockholm (City*, Farsta**, Jakobsberg**, Sollentuna**, Södertälje**)
Sundsvall
Umeå
Uppsala
Visby
Vänersborg
Västerås
Växjö
Örebro
Örnsköldsvik
Östersund

* Not the practical test.
** Only the practical test.

You can find the addresses and directions for Trafikverket's driver test centres at www.korkortsportalen.se or by contacting Trafikverket's customer services for driving tests at 0771-17 18 19.

Remote test sites

In addition to Trafikverket's driver test centres, you can also take your test at one of our remote test sites. At these sites you can take your practical test (for certain categories) and at some sites you can also take your theory test. The driver test centre's staff are only on-site at the times when tests are booked.

A list of the driver test centre's remote test sites can be found at www.korkortsportalen.se.

Körkortsportalen.



You can book a time for a theory or practical test at www.korkortsportalen.se or by contacting Trafikverket's customer services for driving tests on 0771-17 18 19.

At Körkortsportalen you can find all the information on driving licences in one place: www.korkortsportalen.se.



FÖRARPROV
TRAFIKVERKET